



Phonics Screening

Welcome

As you already know.....























- All children started to learn phonics in Early Years and Reception.
- Phase 2 and 3 are learnt and applied in Yr R.
- These are used to read and spell words.



Phase 4 and 5

bl	br	cl	cr	dr	fl	fr	gl
gr	sm	sn	pl	pr	sc	scr	shr
sk	sl	sp	st	str	thr	tr	tw

My Phase 5 Sound Mat

ay 	ou 	ie 	ea 	oy 	ir 	ue 	ue 
aw 	wh 	ph 	ew 	ew 	oe 	au 	ey 
a-e 	e-e 	i-e 	o-e 	u-e 	u-e 		

What is the Phonics Screening Check?

The phonics screening is a statutory reading check that is taken by all year one children during a week in June.

The check is designed to assess if each child has reached the age appropriate standard of decoding by the end of year one.

How is the test carried out?

The check is completed by the child on a 1:1 basis with their class teacher.

It usually takes 5 – 10 minutes although there is no time limit and each child can take as long as they need.

What does the test consist of?

The check contains 40 words

20 real and 20 pseudo (nonsense) words

The words are presented to the child in the form of a booklet with 4 large words per page.

The words gradually get more difficult from phase 2 and 3 words such as **vap** and **cup**; to longer words with more complex sounds such as a_e in the word **same** and multisyllable words such as **annoying**.

Why use pseudo words?

The pseudo words are presented with a picture of an alien. This tells the children will not make sense, we often call them 'alien words.'

The pseudo words are included in the screening to check that a child is able to decode unfamiliar words and not just read familiar words from memory.

How can you continue to help at home?

Read as much as possible, encouraging children to look for phonemes they know in words when decoding unfamiliar words.

Play phonics games:

<https://www.phonicsplay.co.uk/BuriedTreasure2.html>



<https://www.topmarks.co.uk/english-games/5-7-years/letters-and-sounds>

<http://www.bbc.co.uk/bitesize/ks1/literacy/phonics/play/>

Become phoneme spotters...choose a phoneme from phase 3 -5 and search for in newspaper, books or magazines.

- **REMEMBER:** Phonics is not the only thing needed to become a fluent reader.
- Please continue to read with your child each night and encourage them to:
 - Sound out
 - Re-read to check it makes sense.
 - Use pictures for clues.
 - Ask questions about the book.
 - And most importantly **ENJOY READING!**

Thank you for coming.

Any questions?

